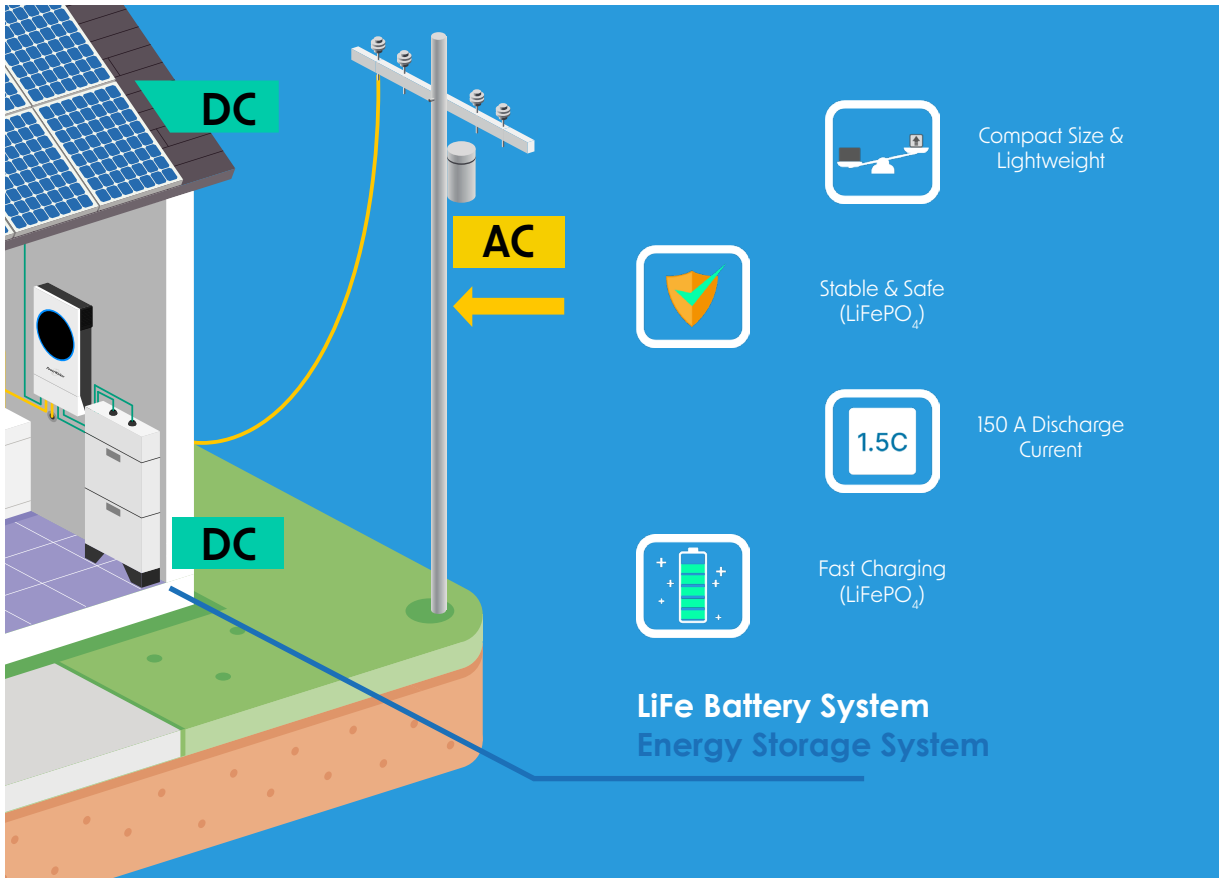



Residential and Business **Low-Voltage Energy Storage Systems - ESS**


LiFe Battery System




ESS Module	LiFe Battery System 48-100
Battery Cell Technology	Lithium Iron Phosphate
Maximum No. of Modules	Up to 10 Units (50 kWh)
Rated Capacity	100 Ah
Nominal Voltage	51.2 V
Operating Voltage	38 V ~ 56 V
Full Discharge Voltage	42 V
Discharge Efficiency (DoC)	90 %
Protection Technology	Battery Management System (BMS)
Charging Current	100 A; 30 A (recommended)
Maximum Charge Voltage	56 V
Inner Resistance	≤ 20 mΩ
Standard Charge Method	0.2C Constant Current charge to Float Charging, Constant Voltage charge till charge current decline to < 0.05C
Battery Life Cycles	8000 Cycles: for 60 % Depth of Discharge (DoD) at 1C discharging current and 0.2C recharging current with > 50 % capacity. 2000 Cycles: for 90 % DoD at 1C discharging current and 0.2C recharging current with > 80 % capacity.*
Operation Temperature	0°C - 50°C
IP Protection	IP20 (Only indoors)

*compared to original capacity

- 

1. Store Solar Energy
- 

2. Power Back-Up if AC fails
- 


3. Save Money & Resources

Linear Back-Up Times

Load	Module	Two Module	Three Module
5 kWh	54 min	108 min	162 min
10 kWh	27 min	54 min	81 min
2.5 kWh	108 min	216 min	324 min



ESS Module	LiFe Battery System 48-100			
Applicable Inverter Rating	≤ 5.6 kW			
Number of Modules	1	2	3	4
Usable Energy	5 kWh	10 kWh	15 kWh	20 kWh
Rated Discharging Current	150 A			
Peak Discharging Current	192 A, for 1 min			
Dimensions (D x W x H) in mm	185 x 540 x 420	185 x 540 x 840	185 x 540 x 1 260	185 x 540 x 1 680
With stand feet	185 x 540 x 530	185 x 540 x 950	185 x 540 x 1 370	185 x 540 x 1 790
Net Weight (kg)	48	96	144	192



ESS Module with PDU	LiFe Battery System 48-100		
Applicable Inverter Rating	6 - 12kW		
Number of Modules	2	3	4
Usable Energy	10 kWh	15 kWh	20 kWh
Rated Discharging Current	300 A		
Peak Discharging Current	384 A, for 1 min		
Dimensions (D x W x H) in mm	185 x 540 x 1 000	185 x 540 x 1 420	185 x 540 x 1 840
With stand feet	185 x 540 x 1 110	185 x 540 x 1 530	185 x 540 x 1 950
Net Weight (kg)	102.3	150.3	198.3